

OT FIT 35/220-240/400 D LT2 UF L

OPTOTRONIC FIT D LT2 UF L | Linear / Area Constant Current – Non dimmable



Product family features

- Line frequency: 0 Hz | 50 Hz | 60 Hz
- Versatile window driver up to 75 W due to flexible output characteristic
- Supply voltage: 220...240 V
- Available with output current range: up to 700 mA
- Non-isolated drivers

Product family benefits

- Ultra-flat housing (11 mm height) for innovative luminaire designs and applications
- Flexible and future-proof current setting via NFC and LT2
- Lifetime: up to 100,000 h (temperature at $T_c = 65\text{ }^\circ\text{C}$, max. 10 % failure rate)
- Higher quality of light thanks to < 1% output ripple current
- Very high efficiency
- Fulfill safety requirement due to overload, overtemperature, Hot Plug protection

Areas of application

- Linear lighting for office, education, industry, storage areas and retail
- Installation in emergency lighting systems according to IEC 61347-2-13, appendix J
- Suitable for luminaires of protection class I

Technical data

Electrical data

| | |
|--|---------------------------|
| Nominal input voltage | 220...240 V |
| Mains frequency | 0/50/60 Hz |
| Input voltage AC | 198...264 V |
| Input voltage DC | 176...276 V |
| Current set | LEDset2 / NFC |
| Total harmonic distortion | < 10 % |
| Power factor λ | 0.37C...0.96 |
| Efficiency in full-load | 93 % ¹⁾ |
| Device power loss | 4.0 W |
| Inrush current | 10 A |
| Max. ECG no. on circuit breaker 10 A (B) | 18 |
| Max. ECG no. on circuit breaker 16 A (B) | 30 |
| Surge capability (L/N-Ground) | 2 kV |
| Surge capability (L-N) | 1 kV |
| Nominal output voltage | 54...240 V |
| U-OUT (working voltage) | < 250 V |
| Nominal output current | 75...400 mA ²⁾ |
| Default output current | 35 mA ³⁾ |
| Output current tolerance | ±5 % |
| Output current LEDset open | 35 mA |
| Output current LEDset shorted | 75 mA |
| Output ripple current (100 Hz) | < 1 % |
| Output PSTLM | ≤1 |
| Output SVM | ≤0.4 |
| Nominal output power | 4...38 W |
| Maximum output power | 38 W |
| Galvanic isolation | Non isolated |

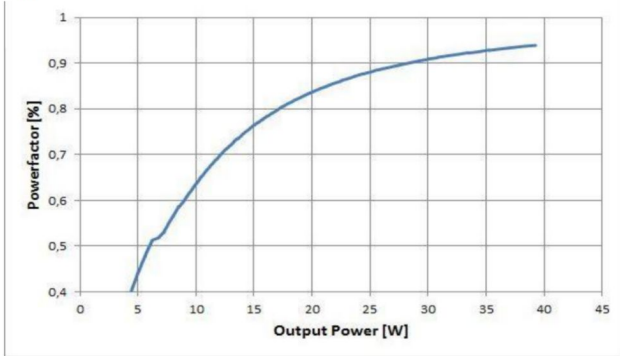
1) at 230 V, 50 Hz

2) ±5%

3) LEDset deactivated

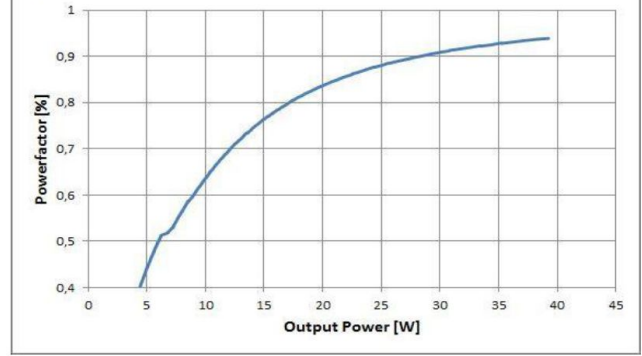
Typical Power Factor v Load

Typical Power factor vs. load – 35W



Typical Power Factor v Load

Typical Power factor vs. load – 35W



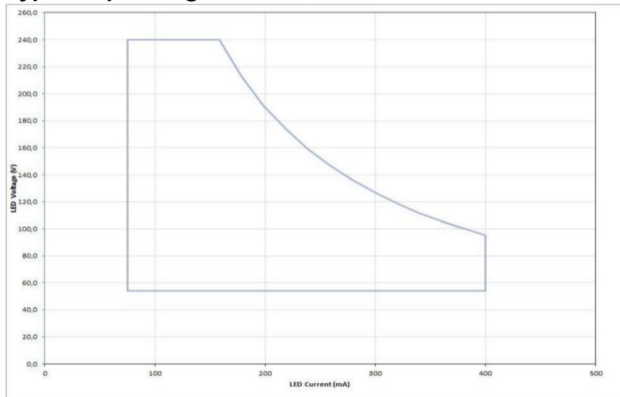
OT FIT 35/220-240/400 D LT2 UFL Typical Power Factor vs. Load

OT FIT 35/220-240/400 D LT2 UFL Typical Power Factor vs. Load

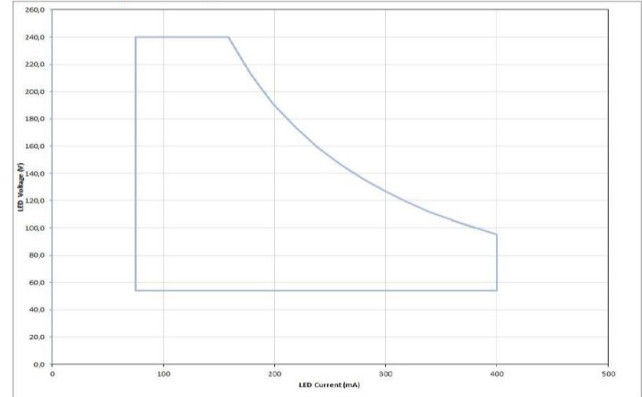
Operating Window

Operating Window

Typical operating Window – 35W



Typical operating Window – 35W

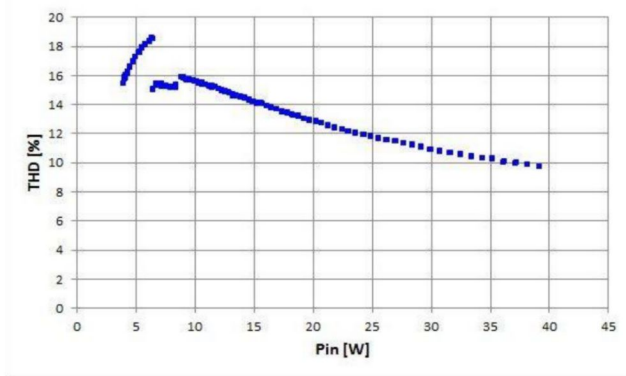


OT FIT 35/220-240/400 D LT2 UFL Operating Window

OT FIT 35/220-240/400 D LT2 UFL Operating Window

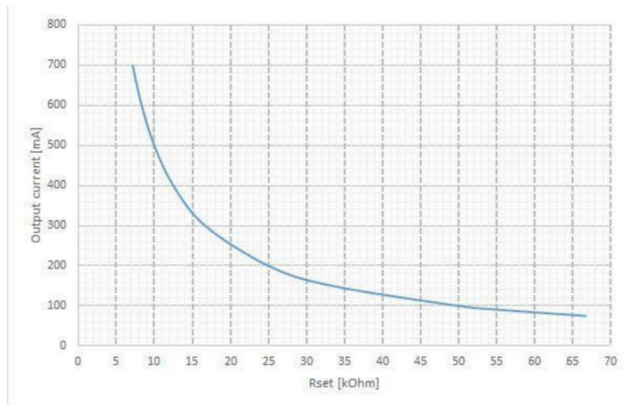
Typical THD v Load

Typical THD vs load – 35W



OT FIT 35/220-240/400 D LT2 UFL Typical THD Vs Load

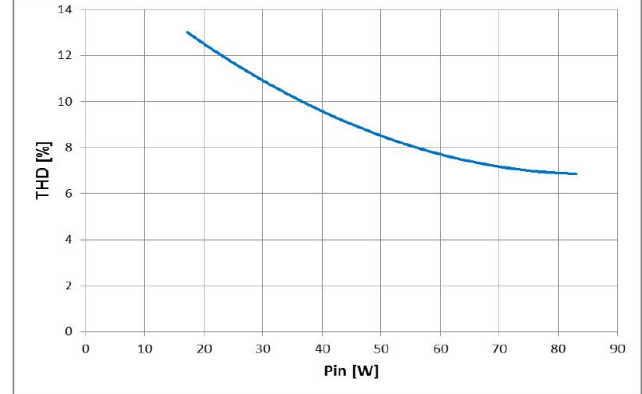
Typical Iout v Rset LEDset2 mode



OT FIT 35,75/220-240/400,700 D LT2 UFL Typical Iout vs Rset (LEDset2 mode)

Typical THD v Load

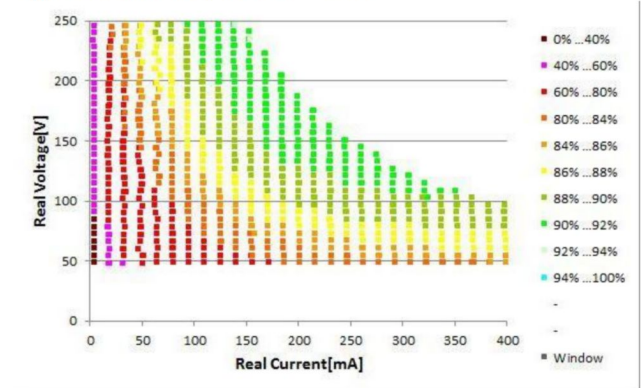
Typical THD vs load – 35W



OT FIT 35/220-240/400 D LT2 UFL Typical THD Vs Load

Typical Efficiency v Load 230 V 50 Hz

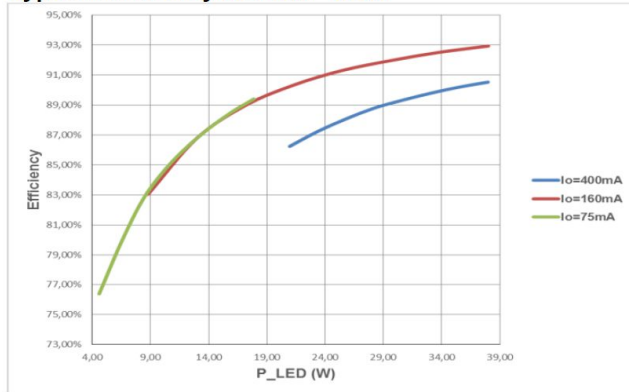
Typical Efficiency vs load – 35W



OT FIT 35/220-240/400 D LT2 UFL Typical Efficiency vs. Load (230 V / 50 Hz)

Typical Efficiency v Load 230 V 50 Hz

Typical Efficiency vs load – 35W



OT FIT 35/220-240/400 D LT2 UFL Typical Efficiency vs. Load (230 V / 50 Hz)

Dimensions & weight



| | |
|---|---------------------------|
| Length | 360.0 mm |
| Width | 30.0 mm |
| Height | 11.0 mm ¹⁾ |
| Mounting hole spacing, length | 350.0 mm |
| Cable cross-section, input side | 0.5...1.5 mm ² |
| Cable cross-section, output side | 0.5...1.5 mm ² |
| Wire preparation length, input side | 8.0...9.0 mm |
| Wire preparation length, output side | 8.0...9.0 mm |
| Product weight | 180.00 g |

1) +/- 0.55 mm

Colors & materials

| | |
|------------------------|-------|
| Casing material | Metal |
|------------------------|-------|

Temperatures & operating conditions

| | |
|---|------------------------|
| Ambient temperature range | -25...+60 °C |
| Maximum temperature at tc test point | 75 °C |
| Max.housing temperature in case of fault | 110 °C |
| Temperature range at storage | -40...+85 °C |
| Permitted rel. humidity during operation | 5...85 % ¹⁾ |

1) Maximum 56 days/year at 85 %

Expected Lifetime

| Product name | | | | |
|-------------------------------------|------------------------------|-------|--|--|
| OT FIT 35/220-240/400 D LT2 UF L | ECG ambient temperature [ta] | 50 | | |
| | Temperature at tc-point [°C] | 75 | | |
| | Lifetime [h] | 50000 | | |

Lifespan

| | |
|---------------------|----------------------------------|
| ECG lifetime | 100000 h / 50000 h ¹⁾ |
|---------------------|----------------------------------|

1) At maximum $T_c = 75^\circ\text{C}$ / 10% failure rate / At $T_c = 65^\circ\text{C}$ / 10% failure rate

Capabilities

| | |
|---|----------------------|
| Programming interface | NFC, LEDset |
| Dimmable | No |
| Constant lumen function | No |
| Max. cable length to lamp/LED module | 2.0 m ¹⁾ |
| Suitable for fixtures with prot. class | I |
| Suitable for emergency lighting | Yes |
| Type of connection, input side | Push terminal |
| Type of connection, output side | Push terminal |
| Number of channels | 1 |
| Overheating protection | Automatic reversible |
| Overload protection | Automatic reversible |
| Short-circuit protection | Automatic reversible |
| Intended for no-load operation | No |
| No-load proof | Yes |

1) Output wires must be routed as close as possible to each other

Programming

| | |
|------------------------|-----|
| Programming device | NFC |
| Tuner4TRONIC Field App | Yes |

Certificates & standards

| | |
|---------------------------|--|
| Approval marks – approval | EL / VDE-ENEC / EAC / CCC / BIS / RCM / CE / VDE-EMC |
| Standards | Acc. to EN 61347-1 / Acc. to EN 61347-2-13 / Acc. to EN 62384 / Acc. to EN 61000-3-2 / Acc. to EN 61000-3-3 / Acc. to EN 61547 |
| Type of protection | IP20 |
| Protection class | 1 |

Logistical data

| | |
|----------------|-------------|
| Commodity code | 85044083900 |
|----------------|-------------|

Environmental information

| Information according Art. 33 of EU Regulation (EC) 1907/2006 (REACH) | |
|---|---------------|
| Date of Declaration | 30-05-2024 |
| Primary Article Identifier | 4052899590960 |
| Declaration No. in SCIP database | In work |

Download Data

| File | | |
|------------------------|------------|---|
| Certificates | PDF | ▶OT ENEC 40038085 111023 |
| Certificates | PDF | ▶EATON(CEAG) Conformity declaration AM17670_OT_FIT35_220-240_400_D_LT2_UF_L |
| Certificates | PDF | ▶INOTEC Conformity declaration AM17670_OT_FIT35_220-240_400_D_LT2_UF_L |
| CAD data 3-dim | Compressed | ▶OT FIT D LT2 UFL CAD3PDF 121119 |
| CAD data 2-dim | Compressed | ▶OT FIT D LT2 UFL CAD2PDF 121119 |
| CAD data | Compressed | ▶OT FIT D LT2 UFL IGS 121119 |
| CAD data | Compressed | ▶OT FIT D LT2 UFL STEP 121119 |
| Mandatory Publications | PDF | ▶OT FIT D LT2 UF L UK DoC 4297435 02 140923 |
| Mandatory Publications | PDF | ▶OT FIT D LT2 UF L CE 3661214 07 160523 |
| User instruction | PDF | ▶OPTOTRONIC LED Power Supply |

Ecodesign regulation information:

Intended for use with LED modules.

The forward voltage of the LED light source shall be within the defined operating window of the control gear in all operating conditions including dimming if applicable.

Separate control gear and light sources must be disposed of at certified disposal companies in accordance with Directive 2012/19/EU (WEEE) in the EU and with Waste Electrical and Electronic Equipment (WEEE) Regulations 2013 in the UK. For this purpose, collection points for recycling centres and take-back systems (CRSO) are available from retailers or private disposal companies, which accept separate control gear and light sources free of charge. In this way, raw materials are conserved and materials are recycled.

Logistical Data

| Product code | Product description | Packaging unit (Pieces/Unit) | Dimensions (length x width x height) | Volume | Gross weight |
|---------------|----------------------------------|----------------------------------|--------------------------------------|----------------------|--------------|
| 4052899590960 | OT FIT 35/220-240/400 D LT2 UF L | Shipping carton box 20 Pieces | 385 x 160 x 66 mm | 4.07 dm ³ | 117.00 g |

The mentioned product code describes the smallest quantity unit which can be ordered. One shipping unit can contain one or more single products. When placing an order, for the quantity please enter single or multiples of a shipping unit

Accessories Optional

| Product description | Accessory name | Accessory code |
|----------------------------------|----------------|-----------------|
| OT FIT 35/220-240/400 D LT2 UF L | PRH101 -USB | ▶ 6977078996938 |
| OT FIT 35/220-240/400 D LT2 UF L | CPR30 -USB | ▶ 6977078996945 |

Disclaimer

Subject to change without notice. Errors and omission excepted. Always make sure to use the most recent release.